









NAAUSA Security Survey

1. How would you rate the importance of each of the following AUSA security improvements.					
	Very important	Somewhat important	Not too important	Not at all important	Response Count
Secure parking	78.6% (988)	16.5% (207)	4.1% (52)	0.8% (10)	1257
Home alarm systems	42.2% (530)	37.8% (475)	17.3% (218)	2.7% (34)	1257
Deputization to carry firearms	35.3% (444)	28.3% (356)	23.8% (299)	12.6% (158)	1257
Annual personal security training	43.2% (543)	40.1% (504)	13.1% (165)	3.6% (45)	1257
Other security improvement (please specify)					124
<i>answered question</i>					1257
<i>skipped question</i>					3






2. Have you, or a member of your immediate family, ever been threatened or assaulted because of your job as an AUSA?			
		Response Percent	Response Count
Yes		45.5%	572
No		54.5%	685
<i>answered question</i>			1257
<i>skipped question</i>			3

3. Has any other AUSA in your office been threatened or assaulted because of their job?			
		Response Percent	Response Count
Yes		81.1%	1020
No		2.2%	28
Don't Know		16.6%	209
<i>answered question</i>			1257
<i>skipped question</i>			3

4. Should the Department of Justice make training on personal security issues (including issues like home security measures, family safety, mail handling, counter-surveillance and self-defense tactics) available to all AUSAs?

		Response Percent	Response Count
Yes		91.2%	1147
No		2.0%	25
No opinion		6.8%	85
		answered question	1257
		skipped question	3



5. If you answered "yes" to question 4, how often should the Department of Justice require personal security training (as is currently done for sexual harrassment)?

		Response Percent	Response Count
Annually		74.8%	889
Twice a year		10.4%	124
More than twice a year		0.8%	9
Never		5.3%	63
No opinion		8.7%	103
		answered question	1188
		skipped question	72




6. Considering cost and other factors which impact the likelihood of implementation, how much of a priority should it be to make:

	Absolute top priority	High priority	Priority, but not a high priority	Not really a priority	Not a priority at all	Rating Average	Response Count
Make home alarm systems available to every AUSA carrying a high vulnerability caseload regardless of the existence of a pre-existing threat	22.2% (271)	36.5% (445)	26.3% (321)	12.4% (151)	2.5% (31)	2.37	1219
Make home alarm systems available to all AUSAs	8.5% (104)	22.3% (272)	33.4% (408)	26.7% (326)	9.0% (110)	3.05	1220
Authorize AUSAs to carry firearms for personal protection if they carry high vulnerability case loads and have obtained the requisite training to carry firearms.	31.0% (383)	23.8% (295)	20.0% (247)	15.2% (188)	10.0% (124)	2.49	1237
Provide secure parking to every AUSA carrying a high vulnerability caseload regardless of the existence of pre-existing threat	57.3% (692)	27.5% (332)	11.3% (136)	2.7% (32)	1.2% (15)	1.63	1207
Provide secure parking to all AUSAs	38.7% (475)	31.5% (386)	19.3% (237)	7.3% (90)	3.1% (38)	2.05	1226
Provide personal security training to all AUSAs	32.6% (398)	34.8% (425)	23.4% (286)	7.3% (89)	1.8% (22)	2.11	1220
	answered question						1249
	skipped question						11



7. Have you ever been deputized by DOJ to carry a firearm?

		Response Percent	Response Count
Yes		7.0%	88
No		93.0%	1169
	answered question		1257
	skipped question		3




8. Have you ever made a request to the Department of Justice to be deputized to carry a firearm and had the request turned down?

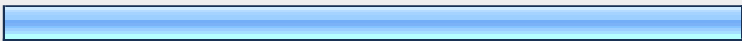


		Response Percent	Response Count
Yes		4.2%	53
No		79.9%	1004
Not applicable		15.9%	200
answered question			1257
skipped question			3







9. Are you currently deputized by the Department of Justice to carry a firearm?



		Response Percent	Response Count
Yes		1.8%	22
No		98.2%	1235
answered question			1257
skipped question			3

10. Should AUSAs, who carry high vulnerability caseloads and are trained and demonstrate proficiency in the use of firearms, be authorized by the Department of Justice to carry a firearms for personal and family protection - if they so choose?











		Response Percent	Response Count
Yes		80.6%	1013
No		7.5%	94
No opinion		11.9%	150
answered question			1257
skipped question			3

11. What is your specialty?			Response Percent	Response Count
Criminal			81.5%	1025
Civil			20.1%	253
Appellate			2.9%	36
Other (please specify)				117
			answered question	1257
			skipped question	3

12. How long have you been an AUSA?			Response Percent	Response Count
Less than 5 years			18.0%	226
5-10 years			22.4%	282
11-15 years			13.6%	171
16-20 years			22.7%	285
21-25 years			14.1%	177
More than 25 years			9.2%	116
			answered question	1257
			skipped question	3




13. What is your gender?			Response Percent	Response Count
Male			65.5%	808
Female			34.5%	426
			answered question	1234
			skipped question	26

14. In what State are you employed?

		Response Percent	Response Count
AI		2.2%	27
AK		1.6%	19
AZ		3.7%	45
AR		1.1%	14
CA		6.7%	81
CO		2.1%	26
CT		0.7%	8
DE		0.2%	2
DC		2.3%	28
FL		5.3%	65
GA		1.9%	23
HI		1.2%	15
ID		1.1%	13
IL		3.7%	45
IN		0.8%	10
IA		1.3%	16
KS		1.2%	15
KY		1.6%	19
LA		2.8%	34
MA		0.6%	7
ME		0.7%	8
MD		2.4%	29
MI		3.0%	36
MN		0.4%	5
MS		1.4%	17

MO		1.6%	19
MT		0.3%	4
NE		0.3%	4
NV		1.1%	13
NH		0.6%	7
NJ		1.6%	20
NM		1.0%	12
NY		3.5%	43
NC		1.6%	19
ND		0.4%	5
OH		3.9%	47
OK		1.9%	23
OR		1.6%	19
PA		8.0%	98
PR		0.9%	11
RI		0.8%	10
SC		0.7%	9
SD		0.8%	10
TN		3.4%	42
TX		8.0%	98
UT		0.9%	11
VI		0.3%	4
VT		0.1%	1
VA		2.5%	31
WA		1.4%	17
WI		0.6%	7
WV		1.7%	21
WY		0.5%	6

	<i>answered question</i>	1218
	<i>skipped question</i>	42

15. Are you a member of NAAUSA?			Response Percent	Response Count
Yes			66.6%	837
No			28.1%	353
Former member			5.3%	67
	<i>answered question</i>			1257
	<i>skipped question</i>			3