









NAAUSA Security Survey

1. How would you rate the importance of each of the following AUSA security improvements.					
	Very important	Somewhat important	Not too important	Not at all important	Response Count
Secure parking	78.6% (976)	16.4% (204)	4.1% (51)	0.8% (10)	1241
Home alarm systems	42.1% (523)	38.0% (471)	17.2% (214)	2.7% (33)	1241
Deputization to carry firearms	35.4% (439)	28.2% (350)	24.0% (298)	12.4% (154)	1241
Annual personal security training	43.1% (535)	40.1% (498)	13.2% (164)	3.5% (44)	1241
Other security improvement (please specify)					121
answered question					1241
skipped question					3






2. Have you, or a member of your immediate family, ever been threatened or assaulted because of your job as an AUSA?			
		Response Percent	Response Count
Yes		45.4%	564
No		54.6%	677
answered question			1241
skipped question			3

3. Has any other AUSA in your office been threatened or assaulted because of their job?			
		Response Percent	Response Count
Yes		81.0%	1005
No		2.3%	28
Don't Know		16.8%	208
answered question			1241
skipped question			3

4. Should the Department of Justice make training on personal security issues (including issues like home security measures, family safety, mail handling, counter-surveillance and self-defense tactics) available to all AUSAs?

		Response Percent	Response Count
Yes		91.2%	1132
No		2.0%	25
No opinion		6.8%	84
<i>answered question</i>			1241
<i>skipped question</i>			3



5. If you answered "yes" to question 4, how often should the Department of Justice require personal security training (as is currently done for sexual harrassment)?

		Response Percent	Response Count
Annually		74.9%	879
Twice a year		10.2%	120
More than twice a year		0.8%	9
Never		5.4%	63
No opinion		8.7%	102
<i>answered question</i>			1173
<i>skipped question</i>			71




6. Considering cost and other factors which impact the likelihood of implementation, how much of a priority should it be to make:

	Absolute top priority	High priority	Priority, but not a high priority	Not really a priority	Not a priority at all	Rating Average	Response Count
Make home alarm systems available to every AUSA carrying a high vulnerability caseload regardless of the existence of a pre-existing threat	22.2% (267)	36.6% (440)	26.3% (316)	12.5% (150)	2.5% (30)	2.36	1203
Make home alarm systems available to all AUSAs	8.5% (103)	22.3% (269)	33.4% (402)	26.7% (322)	9.0% (109)	3.05	1205
Authorize AUSAs to carry firearms for personal protection if they carry high vulnerability case loads and have obtained the requisite training to carry firearms.	30.8% (376)	23.9% (292)	20.1% (246)	15.2% (185)	10.0% (122)	2.50	1221
Provide secure parking to every AUSA carrying a high vulnerability caseload regardless of the existence of pre-existing threat	57.1% (681)	27.7% (330)	11.2% (134)	2.7% (32)	1.3% (15)	1.63	1192
Provide secure parking to all AUSAs	38.7% (468)	31.8% (385)	19.1% (231)	7.3% (88)	3.1% (38)	2.04	1210
Provide personal security training to all AUSAs	32.5% (391)	34.8% (419)	23.6% (284)	7.3% (88)	1.8% (22)	2.11	1204
	answered question						1233
	skipped question						11



7. Have you ever been deputized by DOJ to carry a firearm?

		Response Percent	Response Count
Yes		6.9%	86
No		93.1%	1155
	answered question		1241
	skipped question		3




8. Have you ever made a request to the Department of Justice to be deputized to carry a firearm and had the request turned down?

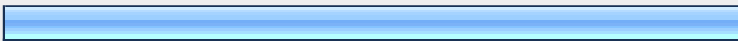


		Response Percent	Response Count
Yes		4.2%	52
No		80.0%	993
Not applicable		15.8%	196
answered question			1241
skipped question			3







9. Are you currently deputized by the Department of Justice to carry a firearm?



		Response Percent	Response Count
Yes		1.7%	21
No		98.3%	1220
answered question			1241
skipped question			3

10. Should AUSAs, who carry high vulnerability caseloads and are trained and demonstrate proficiency in the use of firearms, be authorized by the Department of Justice to carry a firearms for personal and family protection - if they so choose?

		Response Percent	Response Count
Yes		80.4%	998
No		7.6%	94
No opinion		12.0%	149
answered question			1241
skipped question			3

11. What is your specialty?			Response Percent	Response Count
Criminal			81.4%	1010
Civil			20.3%	252
Appellate			2.9%	36
Other (please specify)				115
			answered question	1241
			skipped question	3

12. How long have you been an AUSA?			Response Percent	Response Count
Less than 5 years			17.9%	222
5-10 years			22.6%	280
11-15 years			13.7%	170
16-20 years			22.3%	277
21-25 years			14.3%	177
More than 25 years			9.3%	115
			answered question	1241
			skipped question	3




13. What is your gender?			Response Percent	Response Count
Male			65.5%	798
Female			34.5%	420
			answered question	1218
			skipped question	26

14. In what State are you employed?

		Response Percent	Response Count
AI		2.2%	27
AK		1.6%	19
AZ		3.7%	44
AR		1.2%	14
CA		6.7%	80
CO		2.2%	26
CT		0.7%	8
DE		0.2%	2
DC		2.3%	28
FL		5.2%	62
GA		1.9%	23
HI		1.2%	15
ID		1.1%	13
IL		3.7%	44
IN		0.8%	10
IA		1.3%	16
KS		1.2%	15
KY		1.6%	19
LA		2.8%	34
MA		0.6%	7
ME		0.7%	8
MD		2.3%	28
MI		3.0%	36
MN		0.4%	5
MS		1.4%	17

MO		1.5%	18
MT		0.3%	4
NE		0.3%	4
NV		1.1%	13
NH		0.6%	7
NJ		1.7%	20
NM		1.0%	12
NY		3.6%	43
NC		1.6%	19
ND		0.4%	5
OH		3.7%	44
OK		1.9%	23
OR		1.5%	18
PA		8.1%	97
PR		0.9%	11
RI		0.8%	10
SC		0.7%	9
SD		0.8%	10
TN		3.5%	42
TX		8.1%	97
UT		0.9%	11
VI		0.3%	4
VT		0.1%	1
VA		2.6%	31
WA		1.3%	16
WI		0.6%	7
WV		1.7%	21
WY		0.5%	6

	<i>answered question</i>	1203
	<i>skipped question</i>	41

15. Are you a member of NAAUSA?			Response Percent	Response Count
Yes		66.6%	826	
No		28.1%	349	
Former member		5.3%	66	
	<i>answered question</i>	1241		
	<i>skipped question</i>	3		